



Entrée	3.28	m ²
Séjour.cuisine	22.54	m ²
Rangt 1	2.67	m ²
S d'eau 1	5.60	m ²
Wc	1.95	m ²
Chambre	15.78	m ²

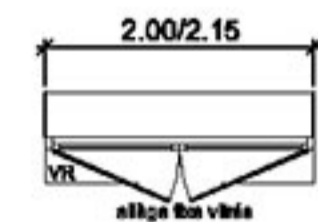
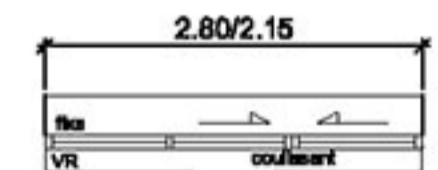
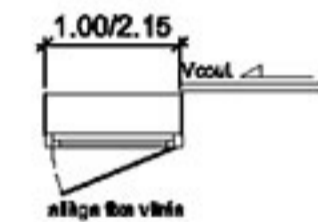


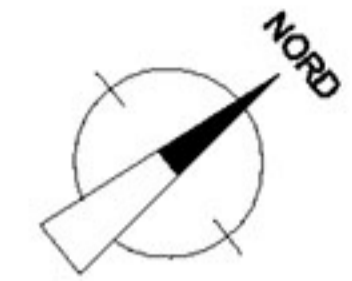
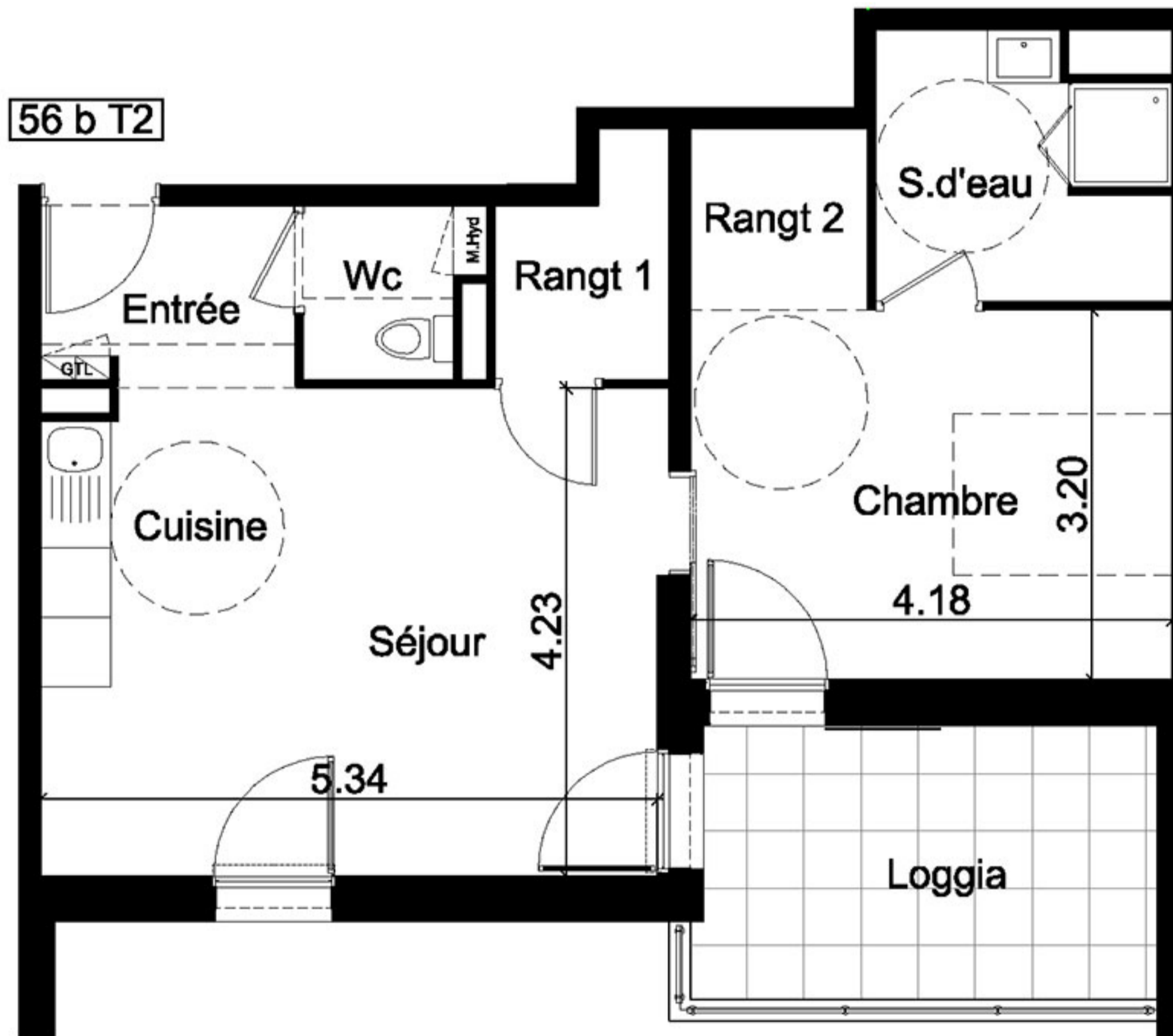
Total 51.82 m²

Annexes	Surfaces
Loggia	10.27 m ²



EDEN

Immeuble Le Challenge II
17, rue Jean Perrin - 17000 LA ROCHELLE
Tel. 05 48 448 448 - fax. 05 48 29 21 27
www.groupeden.net



M.Hyd : Modul Hydraulique
GTL: gaine technique de logement.
VR: volet roulant
Vcoul.: volet coulissant
[dotted pattern] : radiateur